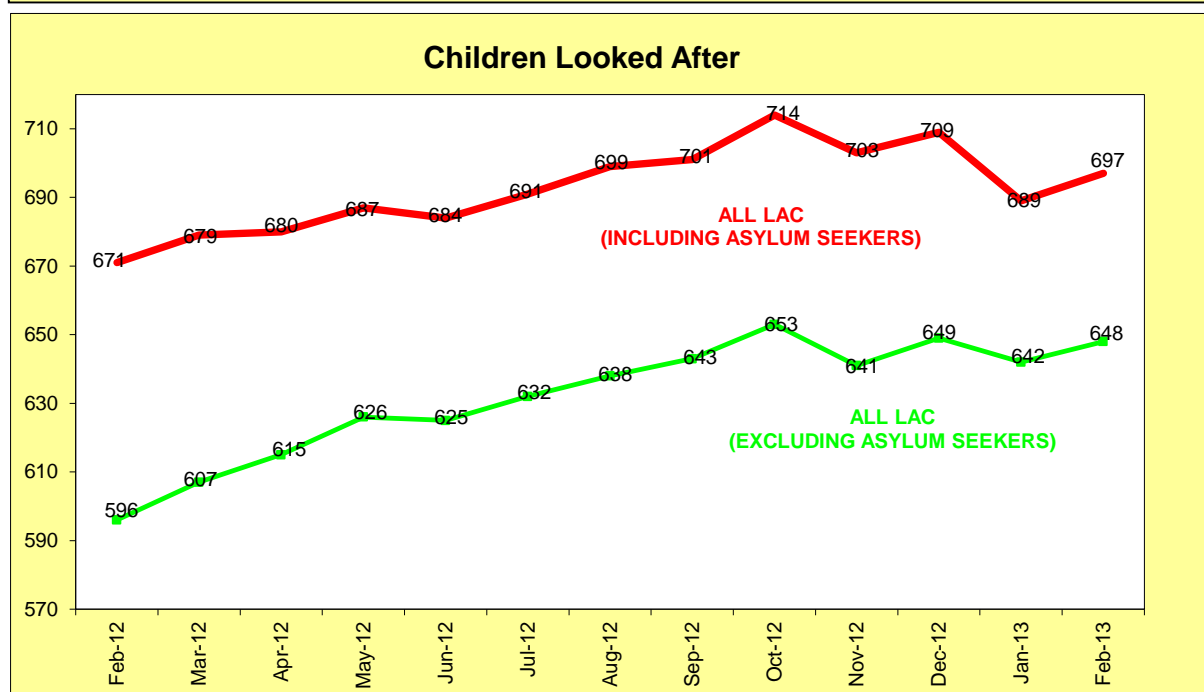


CHILDREN LOOKED AFTER



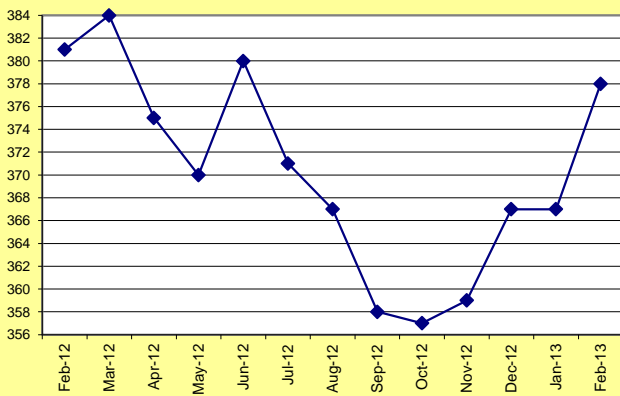
At 28 February 2013, Warwickshire's looked after population increased by 8 to 697 whilst the number of looked after children excluding asylum seekers increased by 6 to 648.

Number of Looked After cases allocated by team

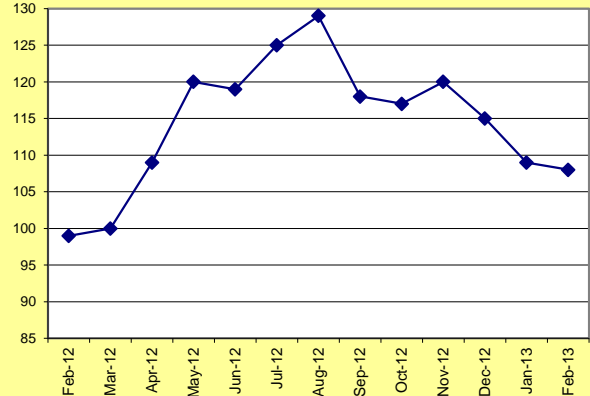
	Sep-12	Oct-12	Nov-12	Dec-12	Jan-13	Feb-13
N. Warks Ch&F Team	64	65	65	68	69	69
North Warwickshire (ALL)	64	65	65	68	69	69
Bedworth Children's Team	157	160	161	165	164	162
Nuneaton Children's Team	70	73	77	79	71	75
Nuneaton & Bedworth (ALL)	227	233	238	244	235	237
Rugby Childrens Services Team	111	114	110	111	109	111
Rugby (ALL)	111	114	110	111	109	111
Stratford District Children's Team	80	78	77	77	78	77
Stratford (ALL)	80	78	77	77	78	77
Warwick District CAT	6	6	4	1	3	5
Kenilworth/Warwick	69	69	58	58	57	58
Leamington Ch&F Team	65	66	66	68	69	67
Warwick (ALL)	140	141	128	127	129	130
N/W, Nun & Bed Integrated Disability	6	6	6	6	6	7
Rugby Integrated Disability	0	0	1	1	1	1
Stratford Integrated Disability	2	2	2	2	2	2
Wark & Lm Integrated Disability	8	9	9	8	8	8
IDS Autism Team	4	4	4	4	4	5
Integrated Disability Service (ALL)	20	21	22	21	21	23
Asylum Seekers	58	61	62	60	47	49
Other Countywide Services	1	1	1	1	1	1
Warwickshire (TOTAL)	701	714	703	709	689	697

Children Looked After by Placement Type

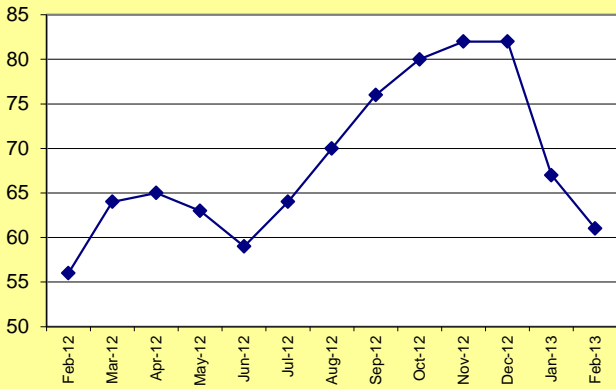
Children Looked After in WCC Foster Care



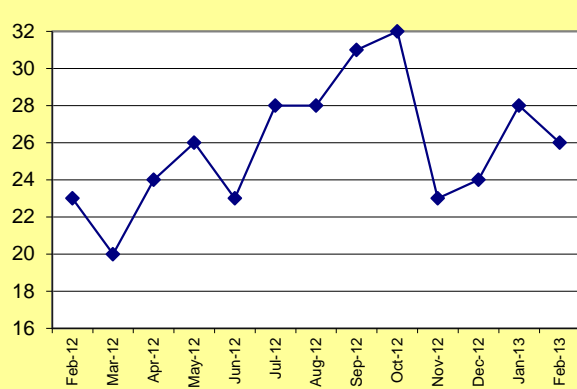
Children Looked After in Agency/OLA Foster Care



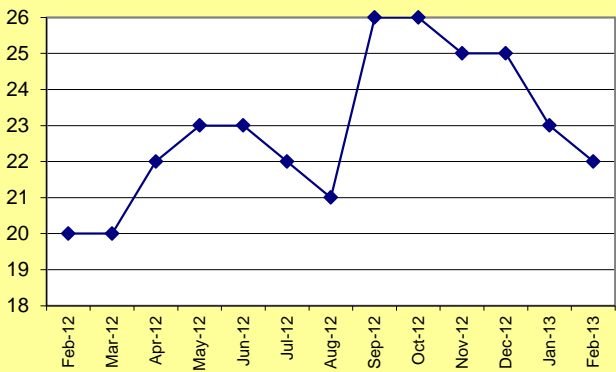
Relative/Friend Foster Care



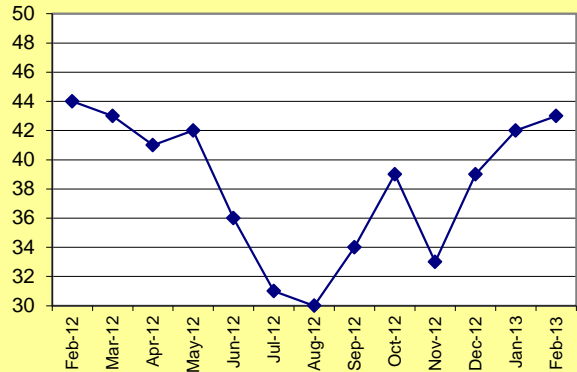
Placed for Adoption



Residential Home/School



Placed with Parents or Person with P.R.



At 28 February 2013, an increase was seen in children placed in other placements (up 6 to 59), children placed in WCC foster care (up 11 to 378) and children placed with parents or person with P.R. (up 1 to 43).

Decreases were seen in children placed with Agency/OLA foster care (down 1 to 108), children placed with relative/friend foster care (down 6 to 61), children placed for adoption (down 2 to 26) and children placed in a residential home/school (down 1 to 22).

Looked After Children by Placement Type by Team at 28 February 2013

	WCC Foster Care	Placed for Adoption	Residential Home/School	Agency/O LA Foster Care	Relative/Friend Foster Care	Placed with Parents/Person with PR	Other Placement <small>e.g. Independent Living, Mother & Baby Unit</small>
N. Warks Ch&F Team	45	5	1	9	2	3	4
Bedworth Children's Team	79	2	8	37	18	9	9
Nuneaton Children's Team	55	3	0	8	5	3	1
Rugby Children's Team	67	3	0	16	11	11	3
Stratford Children's Team	35	5	3	15	10	5	4
Warwick District CAT	3	0	0	1	0	0	1
Kenilworth/Warwick	28	1	1	3	9	5	11
Leamington Ch&F Team	36	7	2	9	5	7	1
N/W, Nun & Bed Int Disab	1	0	1	4	1	0	0
Rugby Integrated Disability	0	0	1	0	0	0	0
Stratford Integrated Disab	1	0	1	0	0	0	0
Wark & Lm Integrated Disab	7	0	0	1	0	0	0
IDS Autism Team	1	0	4	0	0	0	0
Asylum Seekers	20	0	0	5	0	0	24
Other Countywide Services	0	0	0	0	0	0	1
Warwickshire (TOTAL)	378	26	22	108	61	43	59

FOSTERING

Approval Categories of Foster Carers at 28 February 2013 by District

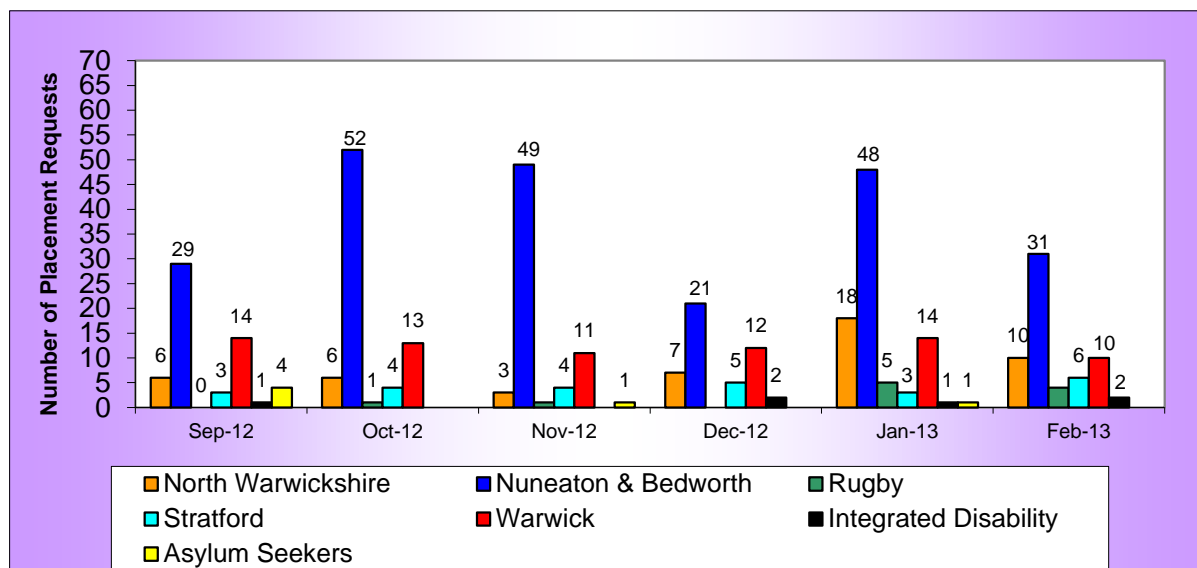
	Family & Friends	Family Link	General/ Mainstream	Contract Fostering	Staying Put
Stratford	0	0	1	0	0
EDT	0	0	4	0	0
North Fostering	0	0	133	0	8
South Fostering	0	0	107	0	7
Fostering Kinship	62	0	1	0	2
Short Break Care Service	0	22	0	4	0
Total	62	22	246	4	17

As at 28 February 2013 there were **334** foster care households in Warwickshire recorded on Carefirst.

Please note that the fostering teams are going from being district based to three separate teams, one for the north, one for the south and one specifically for kinship care. There is still one foster carer still to be transferred over to the new team codes (see above).

There are currently **17** carers who are approved to provide 'staying put' placements for young people aged 18+. Of these **17**, **8** are approved solely for 'staying put' placements whilst the other **9** are also approved for foster care.

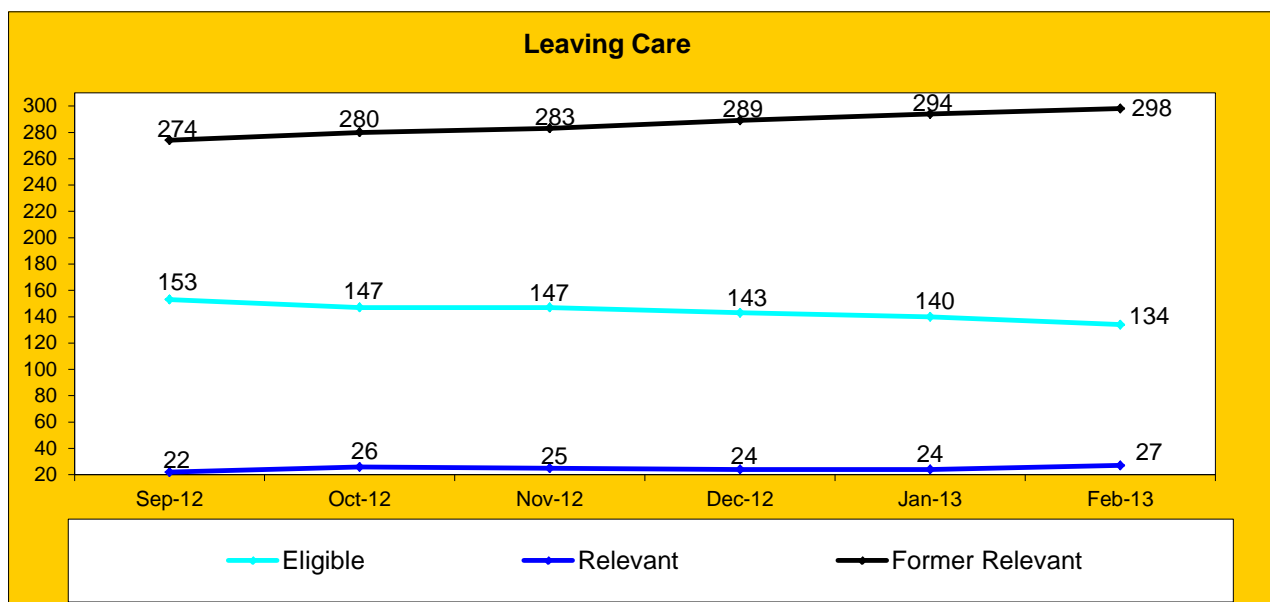
Foster Care Placement Requests during the month by District



Please note that this report pulls through where a 'placement request part 1' form has been completed by a children's team on Carefirst 6.

During January 2013 there were 90 placement requests recorded compared to 47 placement requests in the previous month.

LEAVING CARE



At 28 February 2013, Warwickshire's leaving care population increased by 1 to 459. Of these, 134 were eligible and still in the care system while a further 325 were either relevant or former relevant. All of these children have been looked after for 13 weeks or more since the age of 14 and were looked after at some point of their 16th year.

Number of Leaving Care Cases by District as at 28 February 2013

	Eligible (16/17 yrs but still Looked After)	Relevant (16/17 yrs previously looked after)	Former Relevant (18-21 who were either previously Eligible or Relevant)	District Total
North Warwickshire (ALL)	7	3	16	26
Nuneaton & Bedworth (ALL)	24	4	45	73
Rugby (ALL)	15	10	42	67
Stratford (ALL)	15	0	21	36
Warwick (ALL)	33	3	44	80
Asylum Seekers	33	4	108	145
Integrated Disability	6	0	1	7
Youth Offending	1	1	1	3
No Allocated Team	0	2	15	17
Allocated to Adult Services	0	0	5	5
Warwickshire (TOTAL)	134	27	298	459

Number of Young People aged 18+ in a Staying Put Placement as at 28 February 2013

	Staying Put with Former Foster Carer	Staying Put but not Former Foster Carer
North Warwickshire (ALL)	0	0
Nuneaton & Bedworth (ALL)	5	0
Rugby (ALL)	11	0
Stratford (ALL)	4	0
Warwick (ALL)	0	0
Integrated Disability Service (ALL)	0	0
Asylum Seekers	0	0
No allocated team	0	0
Allocated to Adult Services	0	0
Warwickshire (TOTAL)	20	0